



Bundaberg Hospital Commission of Inquiry

STATEMENT OF GEOFFREY SMITH

I, **GEOFFREY SMITH**, make oath and say as follows:-

1. I reside in the Bundaberg district at and address I have provided my address to the Commission.
2. I have had bad experiences with local anaesthetic. Once when I was a young boy I chopped my finger with a tomahawk. When I was treated for that injury chloroform was administered to me to anaesthetise me. During the procedure I was in so much pain I had to be held down. On a couple of occasions I had been treated for minor sporting injuries, during which I was anaesthetised locally. During those procedures I could feel everything. I have also had a vasectomy, during which I was anaesthetised locally. I could feel everything during that procedure and suffered enormous pain. The Doctor who performed that procedure advised me afterwards that if he had of known I had a high resistance to local anaesthetic he would have used a general.
3. I visited my general practitioner to investigate a melanoma on my right shoulder and nose.
4. I was advised that it needed to be surgically removed. I saw Dr Patel at Bundaberg Base Hospital ("the hospital"). He advised me and that he would excise the melanoma on my shoulder using a local anaesthetic and it would be

Signed.......... Taken by:..........
Deponent Solicitor/Justice of the Peace

a simple procedure. He did not mention the melanoma on my nose.

5. I told Dr Patel about, and gave details of, my prior bad experiences with local anaesthetic and that I was reluctant to undergo a surgical procedure using same. Dr Patel did not take the trouble to ask me about the details of these experiences – he simply replied: "You are not a baby, you can have a local".
6. My immediate reaction was that I wanted a referral to another hospital. I requested that Dr Patel perform a different procedure, asking him if there was any way to do it other than with a local. When he responded no I asked if I could go to another hospital. He responded, "no, I'm the surgeon here, you've been referred to me. I'm doing it." Dr Patel gave me no explanation or warnings but I still signed a consent form. I suppose I thought after his comments that I may have been over reacting. I asked Dr Patel how long I would be out of work for. ^{He said} ~~He told me a few days.~~ *BASIC GO WORK NEXT DAY*
7. I received by letter from the hospital about fourteen days' notice for the surgery confirming Dr Patel would be my surgeon. I told my employer that I would have the surgery on Thursday ^{26 FEBRUARY} ~~13 January~~ 2004 and I would be back at work on the following Monday.
8. I saw Dr Patel on the day of the surgery and he explained to the interns in my presence what he was going to do. I did not want to hear this. Before the surgery, my blood pressure was not taken nor was my temperature. No hair on my arm was shaved and the area was not cleaned. I was immediately concerned about the surgery to be undertaken.

Signed.....


Deponent


Taken by:

[Signature]
Solicitor/Justice of the Peace

9. As Dr Patel started cutting into me, it was immediately apparent that the anaesthetic was not working. I could feel everything.
10. I swore because of the pain and told Dr Patel that I could feel him cutting into me. It was extremely clear that the anaesthetic was not working. After I continued to swear, Dr Patel said to me, "You leave your dirty language at home".
11. I continued to yell out and complain and eventually Dr Patel threw a towel over my head with a comment along the lines "This will keep him quiet".
12. I was biting down on my thumb to avoid screaming from the pain.
13. I heard Dr Patel say: "He probably can see that big hunk of flesh I took - that is what is making him upset!"
14. By this stage, I was in a state of panic and angry. I felt each stitch going in. My body was shaking in response to the pain and I kept on saying out loud that I could feel everything. I could also feel ongoing local injections. Dr Patel then said: "Get up." I replied that I could not. He repeated several times: "Get up." Eventually I had to get up. I had a burning sensation in my shoulder. I felt nauseous and battered. Consequently, I fell down and the nurse assisting, who had a very concerned look on her face, helped me back up.
15. I had no follow-up advice or treatment. Dr Patel just told me to come back in two weeks to get the stitches out. I received no advice on how to keep the wound clean. Dr Patel offered to treat my nose, however I refused to allow him. He prescribed me "tramadol" which he explained was a mild sedative.

Signed..... Taken by:


Deponent


Solicitor/Justice of the Peace

16. Immediately following the surgery, I told my wife who was waiting at the hospital to take me home, that I was having real problems with a burning feeling in my shoulder over and under the wound.
17. I went back to the ward and I told the receptionist that I was not feeling very well. A nurse then came out and said to sit for five minutes and she came back after ten minutes and told me to wait another ten to fifteen minutes. Another patient sitting opposite me got up and left when I told the nurse who had done my surgery.
18. The burning sensation diminished somewhat the next day. I visited outpatients the next day. I was "hopping" almost like I was convulsing. I said I wanted to see someone about the shoulder surgery. I saw Doctor Barnes who organised day dressings and a certificate off work. The staff there verbally observed that the stitching in my shoulder was too tight and accordingly the cut a portion thereof to reduce that tightness. I never saw Dr Patel again.
19. I have ongoing pain and discomfort where I had the surgery. I also have residual weakness and loss of strength and mobility in the shoulder. No one has ever explained to me what my on-going problems are or what the cause of the problems is.
20. I contacted by telephone the Medical Board of Queensland shortly after April 2004 and complained about Dr Patel and the treatment I had received at the Bundaberg Hospital. I had been advised to call the Medical Board by the secretary to my local member, Nita Cunningham. The person I spoke to at the

The night before after surgery, during my sleep

HAAT NIB 6 WIR PINE

*ROB MESSINGER
SLECT*

Signed..... Taken by:


[Signature]
Deponent

[Signature]
Solicitor/Justice of the Peace


Medical Board told me that if I had private health cover I could have had a Doctor of my own choice and none of the above would have happened to me. I was staggered at this response. I asked her if I could take my complaint to a higher authority and she said that she was as far as I could go with it. I asked if she reported to anyone else and she replied, "the Minister of Health". She said the nature of my complaint was confined to the manner of treatment I had received and if I had a problem with that then I should have private health cover.

21. My ongoing symptoms since the surgery are a burning sensation and pain under and over the wound when I extend my arm, when I lie in bed on my shoulder and when I close doors. I cannot lift my arm above my shoulder. When I ride a bike for fifteen minutes or more or engage in other activity that involves the use of my arm I suffer a "corked" feeling. It causes me great discomfort when working. It feels like a drip inside my arm. My sleep is disturbed. I have flashbacks of Dr Patel and the pain I was experienced during the surgery.
22. I complained to a person I thought was the District Health Manager, Peter Leck, about the treatment I had received. In fact it was the District Director of Medical Services, Doctor Darren Keating. I now know it was Doctor Keating as I recognise his face from newspaper reports. I cannot recall the specific date I met with Doctor Keating. I had an appointment to see him on 10 March 2004. When I met him he did not introduce himself. From the outset, I found him to be

Signed.....


Deponent


Taken by:


Solicitor/Justice of the Peace

hostile and defensive. He said, "you've got a complaint". I replied, "yes I have" and told him the full background of same. I remember him saying words to the effect, "what do you want from us?! Do you want money?! Come on, come on, tell us! Do you want money?!" At that point the interview became somewhat heated and somewhat aggressive. I told him that it was not my intention at that time to seek compensation. I said all I wanted was that what had happened to me to be avoided in the future.

23. He also said to me, "you didn't have to have Patel. You could have had another Doctor." I replied, "I didn't know this." He said, "its there." I replied, "I didn't know this." I then told him that I had sought alternative treatment, including treatment at another hospital.
24. I left the interview with Doctor Keating with the distinct impression that nothing would be done about my complaints.
25. I received a written apology from Doctor Keating dated 10 March 2004. In that apology Doctor Keating stated, "In order to reduce the likelihood of a similar experience in the future, a review of what anaesthetic information and how it is provided in Pre Admission Clinic will occur. Your medical record will carry an alert regarding local anaesthetics and the Day Surgery Unit will review its processes for patients who experience some difficulty during minor operations. Finally I have discussed your concerns with Dr Patel, who has given an undertaking to review his interactions with patients in such circumstances." Now produced and shown to me and marked "GS1" is a true copy of that letter.

Signed..... Taken by:



Deponent



Solicitor/Justice of the Peace

26. Earlier this year a representative of the hospital stated at a patients support group meeting that patients would receive their medical records within twenty-one days of request of same. Accordingly, I requested my records from the Hospital. ~~Twenty-one days after this request I had not received those records.~~ ^{ily} ~~Consequently~~ ^{of SS before the 21 day period} my wife put in a further request for them. Eventually, I attended ^{and exp} the patient liaison office where my records were produced and copied immediately.
27. I noticed that correspondence regarding my complaint and the alert referred to in Doctor Keating's letter was missing from my file. I called the hospital and told them about the missing documents. The person I spoke to said, "leave it with me, we'll get back to you". A lady by the name of Carol called me back later that day. She said, "how can I help you". I said, "there's stuff missing from my files". She said, "what's missing from your files?" I told her what was missing. She told me to come up to the hospital.
28. When I attended the hospital I spoke to Carol. She told me the alert was on the front cover of my file. She showed me the front cover and I took a copy thereof. Now produced and shown to me and marked "GS2" is a true copy of that document. I asked her where the documents missing from my file were. She said they were kept in another part of the hospital. She did not say where and did not give a description of the file they were allegedly on. She then showed me a copy of the document now shown to me and marked "GS3". She told me that document had been on my file for one year and sixty-six days.

Signed..... Taken by:

Deponent

Solicitor/Justice of the Peace


29. Now shown to me and marked "GS4" is a true copy of my medical records provided to me by my solicitors, Carter Capner Lawyers which are true and correct to the best of my knowledge, except:

- a) There is no mention of nose cancer and removal thereof on my procedural consent form dated 13 January 2004;
- b) The letter 10 March 2004 Boyd to Doctor Kerswill states, "wounds have healed reasonably well. In fact I had at that time a substantial discharge from my wound which lasted for about three weeks, requiring daily dressing; and
- c) There is a reference to a nose biopsy on 26 February 2004. That biopsy was in fact not done.


Affidavit sworn on MONDAY 11TH
At BONNABERG

in the presence of:


.....
Deponent


.....
Solicitor/Justice of the Peace

Signed..... Taken by:


Deponent


Solicitor/Justice of the Peace

**BUNDABERG HEALTH SERVICE DISTRICT
MEDICAL SERVICES**

Enquiries to: Darren Keating
Telephone: 41502210
Facsimile: 41502029
File Ref: DK:jaw

10th March 2004

Mr Geoffrey Smith

Dear Mr Smith

Thank you for your visits of 27th February and 8th March 2004 concerning your recent hospital admission under Dr Patel.

On behalf of Bundaberg Health Service District, I wish to apologise for any distress and unhappiness you experienced in relation to this admission. This district aims to ensure that a high quality of care is provided to each and every patient, who accesses our services. It is always concerning when negative feedback is received. Nevertheless, the organisation and its staff will use this feedback in their efforts to improve the delivery of its services.

As you will remember, you were initially seen in an Outpatient Clinic on 13th January 2004, where you signed a consent form for this operation, which included details about the anaesthetic. Thereafter you were admitted on 26th February 2004 for removal of a skin cancer on your right shoulder. This cancer was removed with a special procedure performed to minimise scar size. After recovery, you were discharged home, before returning next day for review and a medical certificate. It would appear that you suffered from a number of symptoms after the operation that may be related to the large amount of local anaesthetic used during the procedure.

It is very evident that you were fearful of local anaesthetic and attempted on several occasions to discuss this matter with Dr Patel, prior to the operation. Unfortunately your concerns were not heard with the resultant situation in the theatre and recovery area that you described. In order to reduce the likelihood of a similar experience in the future, a review of what anaesthetic information and how it is provided in Pre Admission Clinic will occur. Your medical record will carry an alert regarding local anaesthetics and the Day Surgery Unit will review its processes for patients who experience some difficulty during minor operations. Finally I have discussed your concerns with Dr Patel, who has given an undertaking to review his interactions with patients in such circumstances.

Thank you for bringing this matter to my attention and I hope this information is of assistance.

Yours sincerely

Dr Darren Keating
Director of Medical Services

Office
Queensland Health
Bundaberg Health Service
District
Medical Services

Postal
PO Box 34
BUNDABERG Q 4670

Phone
41502210

Fax
41502029

652"

SURNAME SMITH

GIVEN NAMES Geoff

UNIT RECORD NUMBER

06 11 77



last attendance	
19	93
	94
	95
	97
2001	
03	
2004	

CONFIDENTIAL
Medical Records may
not be removed from
this file

~GS34

HPMI2.S8 ALERTS AND ALLERGIES REGISTRATION 850 LOGON-BE

01 Patient Number [061177] SMITH, GEOFF Age 53 Sex M
 Doctor PAT DR PATEL - Not in Unit SURG Ward MOPS Bed

02 Item [1] [1]
 03 Alert Code [OTHER] OTHER
 04 Onset Date [10 MAR 2004]
 05 Date Entered [11 MAR 04] Duration of Alert: 1 Yrs 66 Days

06 Item [] []
 07 Allergy Code []
 08 Onset Date []
 09 Date Entered [] Duration of Allergy: Yrs Days

10 Item [1] [1]
 11 Comments [LOCAL ANAESTHETIC INEFFECTIVE-USE ALTERNATIVE PAIN REL]

Enter Field Number or Code

Filed JELM [11 MAR 04 11:50]

Our reference
JPC/QUEE5095-9016840
Your reference
LJB

Waterfront Place
1 Eagle Street Brisbane QLD 4000
GPO Box 9925 QLD 4001
Tel (07) 3228 9333
Fax (07) 3228 9444
www.corrs.com.au

**CORRS
CHAMBERS
WESTGARTH**
lawyers

Sydney
Melbourne
Brisbane
Perth
Canberra
Gold Coast

18 May 2005

Carter Capner Lawyers
GPO Box 1860
BRISBANE QLD 4001

Partner
Julie Cameron (07) 3228 9461
Email: julie.cameron@corrs.com.au

Dear Sir/Madam

Geoffrey Smith

We **attach** a copy of Bundaberg Health Service District patient file for Geoffrey Smith.

Yours faithfully
Corrs Chambers Westgarth



Julie Cameron
Partner

attachments

IDENTIFICATION SHEET

MEDICARE NUMBER

U.R. No.

06 11 77

SURNAME SMITH

GIVEN NAMES Geoff

DATE OF BIRTH 10/9/51

SEX Male ☒ Female ☐

ADDRESS

PHONE No.

WORK

OCCUPATION Cleaner

ETHNIC ORIGIN Caucasian ☒ Aboriginal ☐ T.S.I. ☐ Other ☐

MARITAL STATUS Single ☐ ^{De facto} Married ☒ Widowed ☐ Divorced ☐

RELIGION

SURNAME

NEXT OF KIN

GIVEN NAMES

RELATIONSHIP

PHONE No.

WORK

ADDRESS

HEALTH INSURANCE FUND

PENSION No.

REPAT No.

BLOOD GROUP

LMO

IMMUNIZATIONS

ADDRESS

YEAR

TYPE

TELEPHONE:

LMO

ADDRESS

TELEPHONE:

LMO

ADDRESS

TELEPHONE:

ALLERGIES AND DRUG REACTIONS:

Surname

Given Name

Date of Birth

Sex

M

Patient No:

061177

Emerg. No:

04004671

Arrival Date and Time

01 Mar 04 14:49

Triage Cat

4

Area

WR

Complaint

REVIEW OF R SHOULDER

Immunisation Status:- UTP.

Triage Notes Had an excision of lesion from R) shoulder last Thursday. Now requests a doctor to review dressing & a clearance cert. for work. — JF

TRIAGE RN Printed Name/Stamp

F. Sewell (cr)

Signature

WARD TEST URINE:-

WEIGHT:-

DATE _____

TIME

DRUG

DOSE

ROUTE

M.O.

GIVEN BY

TIME
GIVEN

5.

Triage Cat

Immunisation Status:-

Pt present to wound review ————— R

Shane

Signature

TIME

NURSING NOTES

Wound dressing extensively
clean. Conferred with Dr
Barnes and Segura who advised
to leave dressing unless it
becomes dirty

WEIGHT:-

MEDICATION ORDERS

DATE _____

TIME

DRUG

DOSE

ROUTE

M.O.

GIVEN BY

TIME
GIVEN

BUNDABERG HOSPITAL EMERGENCY RECORD

Surname SMITH		Given Name GEOFF		Date of Birth 10 Sep 51		Sex M	
Patient No: 061177		Emerg. No: 04004379		Arrival Date and Time 27 Feb 04 07:55			
Triage Cat 4		Area WR		Complaint SORE RIGHT SHOULDER			

Allergies:-

$$\sqrt{k} \Delta A$$

Immunisation Status:-

UTD.

Triage Notes

Triage Notes Surgery on (R) shoulder 26.2.04 day surgery ? for cancer. Pain at op. site, also local on dressing.

TRIAGE RN Printed Name/Stamp

Signature _____

[illegible]

WARD TEST URINE:-

WEIGHT:- 112.6 kgs.

MEDICATION ORDERS

[illegible]

BUNDABERG HOSPITAL EMERGENCY RECORD

Surname SMITH		Given Name GEOFF		Date of Birth 10 Sep 51		Sex M	
Patient No: 061177		Emerg. No: 03008098		Arrival Date and Time 15 Apr 03 02:24			
Triage Cat 4		Area A2		Complaint UPPER ABDO PAIN RADIATING ROUN			

Allergies:- NKA

Immunisation Status:-

Triage Notes - Sudden onset of severe upper abdo pain radiating through to back - Client states pain is constant. States pain was 10/10 now - 3/10.

TRIAGE RN Printed Name/Stamp

Signature

TIME	T	P	R	BP	O2	SAO ₂	GCS	PAIN SCALE (1-10)
<p><i>Refw to Me b2</i></p>								

NURSING NOTES

WARD TEST URINE:- SG - 1005-

WEIGHT:-

Blood - moderate non haemolysis

Ketones mood

MEDICATION ORDERS

[illegible]

BUNDABERG HOSPITAL EMERGENCY RECORD

Surname SMITH		Given Name GEOFF		Date of Birth 10 Sep 51		Sex M	
Patient No: 061177		Emerg. No: 01010195		Arrival Date and Time 30 Apr 01 08:38			
Triage Cat 4		Area WR		Complaint EYE REVIEW			

Allergies:-

Immunisation Status:-

Triage Notes

④ eye review.

TRIAGE RN Printed Name/Stamp

Signature

[illegible]

WARD TEST URINE:-

WEIGHT:-

MEDICATION ORDERS

[illegible]

BUNDABERG HOSPITAL EMERGENCY RECORD

Surname SMITH		Given Name GEOFF		Date of Birth 10 Sep 51		Sex M	
Patient No: 061177		Emerg. No: 01010131		Arrival Date and Time 29 Apr 01 11:30			
Triage Cat 4		Area N4. WR		Complaint FB L. EYE			

Allergies:-

N/K.

Immunisation Status:-

Тетания 3-го аго

Triage Notes

Triage Notes Yesterday pt. was bending over - blade of grass scratched L. eye. Red, watery, blurred vision.

TRIAGE RN Printed Name/Stamp

Balchun RN

Signature _____

MUR

[illegible]

WARD TEST URINE:-

WEIGHT:-

MEDICATION ORDERS

[illegible]

HOSPITAL

Bundaberg Hospital
SMITH
GEOFF

SEX
M

UR NO
061177

OUTPATIENT NOTES



No R

DATE

PROGRESS NOTES

2.3.04

Dressing clinic.

Pt concerned about post-op. shoulder surgery. Wound clean & dry. Dry dressing applied. R/V. Dr Boyd 10.3.04

2974 (Toskett)

3 MAR 2004

DRESSING REVIEW

wound healing well
on (R) shoulder

① remove only a few buried
sutures.

leave the rest.
dress. wound

o/s next week.

light duties

JB

6 MAR 2004

DRESSING REVIEW

Redressed w/ telfa + fixomull - 2974 Toskett

6.3.04

SURGICAL OCCASION OF SERVICE

6/3/04

Nursing: Redressed with telfa + combine + fixomull. R/V. RN

1130

7/3/04

Nursing: Redressed with telfa, combine + fixomull. R/V. RN

8 MAR 2004

DRESSING REVIEW

Area cleaned w/ saline.

Redressed w/ telfa, combine + ~~band~~ fixomull

R/V again tomorrow. R. Brunning (BRUNNING) RN.

9 MAR 2004

DRESSING REVIEW

Wound care attended

as per m-rs ~~Williamson~~

SPECIALIST OUTPATIENT NOTES

[illegible]

.....HOSPITAL

ID
SMITH
GEOFF

SEX
M

URNO
061177

OUTPATIENT NOTES



NO RELIGION

D.O.B.

DATE

PROGRESS NOTES

13 JAN 2004

SURGICAL

DR PATEL

BCC Rt-deltoid area

2.5 cm in diameter

pcr. Excision with Flap closure

Patel

16 MAR 2004

SURGICAL WARD REVIEW

(R) shoulder lesion excised
on 26/02/04 with local
flap used
superficial BCC completely
excised on histopathology
wound fully epithelialising
and suture lines

(R) resume suture
dressing as needed
certificate to return to
work

Patel

SPECIALIST OUTPATIENT NOTES

QUEENSLAND HEALTH PATHOLOGY AND SCIENTIFIC SERVICES

CHPS-Bundaberg Hospital
P.O. Box 34
Bundaberg, QLD, QLD 4670
ph 07-41502550
fax 07-41512559

Patient Location	Emergency Department (BNH)	UR No	BN061177	IS	NON
Consultant	Kell, Naldo E (BNH)	Name	SMITH		
Ref. Officer	Dr Ionas Popa	Given Name	Geoff	Sex	M
	Bundaberg Base Hosp	DOB	10-Sep-1951	Age	51 years
	Bourbon St	Patient Address			
	Bundaberg Qld 4670				

ROUTINE

Time Collected: 03:00
Date Collected: 15 Apr
Time Registered: 03:27
Date Registered: 15 Apr
Year: 2003
Lab No: 135093279

		Units	Ref Range
Haemoglobin	133	g/L	(135 - 180)
White Cell Count	9.4	$\times 10^9/L$	(4.0 - 11.0)
Platelets	234	$\times 10^9/L$	(140 - 400)
Haematocrit	0.38		(0.39 - 0.52)
Red Cell Count	4.30	$\times 10^{12}/L$	(4.50 - 6.00)
MCV	89	fL	(80 - 100)
Neutrophils	5.09	$\times 10^9/L$	(2.00 - 8.00)
Lymphocytes	2.73	$\times 10^9/L$	(1.00 - 4.00)
Monocytes	0.70	$\times 10^9/L$	(0.10 - 1.00)
Eosinophils	0.81	$\times 10^9/L$	(< 0.60)
Basophils	0.08	$\times 10^9/L$	(< 0.20)

HAEMATOLOGY

QUEENSLAND HEALTH PATHOLOGY AND SCIENTIFIC SERVICES

QHPSS - Bundaberg Hospital
P.O. Box 34
Bundaberg, QLD, QLD 4670
ph 07-41502530
fax 07-41512539

Patient Location	Emergency Department (BNH)	UR No	BN061177	IS	NON
Consultant	Keil, Naldo E (BNH)	Name	SMITH		
Ref. Officer	Dr Ionas Popa	Given Name	Geoff	Sex	M
	Bundaberg Base Hosp	DOB	10-Sep-1951	Age	51 years
	Bourbong St	Patient Address			
	Bundaberg Qld 4670				

Time Collected 03:00
Date Collected 15 Apr
Time Registered 03:27
Date Registered 15 Apr
Year 2003
Lab No 135093279

		Units	Ref Range
Sodium	139		
Potassium	4.0	mmol/L	(135 - 145)
Chloride	105	mmol/L	(3.2 - 4.5)
Bicarbonate	22	mmol/L	(100 - 110)
Anion Gap	12	mmol/L	(22 - 33)
Osmolality (Calculated)	282	mmol/L	(4 - 13)
Glucose	6.3	mmol/kg	(270 - 290)
Urea	8.2	mmol/L	(3.0 - 7.8)
Creatinine	0.10	(Fasting mmol/L	3.0 - 6.0)
Urea/Creat	81	mmol/L	(3.0 - 8.0)
Urate	0.54	mmol/L	(0.07 - 0.12)
			(40 - 100)
Protein (Total)	65	mmol/L	(0.15 - 0.50)
Albumin	41	g/L	(62 - 83)
Globulin	24	g/L	(33 - 47)
Bilirubin (Total)	6	g/L	(25 - 45)
Alkaline Phosphatase	70	umol/L	(< 20)
Gamma-GT	50	U/L	(40 - 110)
Alanine Transaminase	32	U/L	(< 50)
Aspartate Transaminase	26	U/L	(< 45)
		U/L	(< 40)
Lactate Dehydrogenase	159	U/L	(110 - 250)
Calcium	2.22	mmol/L	(2.15 - 2.60)
Calcium (Alb. Corr.)	2.20	mmol/L	(2.15 - 2.60)
Phosphate	1.36	mmol/L	(0.70 - 1.40)
Lipase	164	U/L	(< 70)



GENERAL

CHEMICAL

PATHOLOGY

Dr N Buxton
Director of Pathology
Tel. 07-49207301

Dr H Krause
Staff Pathologist
Tel. 07-49207303

Please discard any previous
CHEMICAL PATHOLOGY GENERAL
report of the same page number
printed before: 03:48 15 Apr 2003

Page

1

MR

BUNDABERG BASE HOSPITAL
Department of Medical Imaging - Patient Report

Patient Name: SMITH GEOFF
UR Number: 061177 DOB: 10 SEP 51
Series Number: 1 Sex: M
Attend.Date: 15 APR 03
Current Date: 28 APR 2003

Examinations: Abdomen - Plain
Referred: DR I POPA
Location: ED

CLINICAL HISTORY:
ABDOMINAL PAINS 10/10

ABDOMEN

Single supine abdominal view transmitted
faecal loading in the right side of
Bowel gas pattern otherwise appears nor
is no radio-opaque calculis in the l
renal tract or in the biliary area.

DS:2827

DR R



MEDICAL
IMAGING

QUEENSLAND HEALTH PATHOLOGY AND SCIENTIFIC SERVICES

QHPS, Bundaberg Hospital
P.O. Box 34
Bundaberg, QLD, QLD 4670
ph 07-41502530
fax 07-41512539

Patient Location	Staff Specialists (BNH)	UR No	BN061177	IS	4
Consultant	Patel, Jayant (BNH)	Name	SMITH		
Ref. Officer	Dr Heike Kath	Given Name	Geoff	Sex	M
	Bundaberg Hospital	DOB	10-Sep-1951	Age	52 years
	Bourbong St Bundaberg Qld 4670	Patient Address			

Collected ??:?? 26-Feb-04

Lab No 16129-4574

Histopathology Report

Biopsy No:

FILE COPY

HISTORY

Lesion right arm.

MACROSCOPIC

Right deltoid area: A disc of skin 40 x 38 x 15 mm with a depressed white area measuring 25 x 23 mm. Focal crusting is seen on the lesion. No orientation suture is present. 4P, 3B, RP. (Dr N Buxton:ck 1 March 2004)

MICROSCOPIC

The sections show an extensive multifocal superficial basal cell carcinoma of the skin. Excision is complete.

SUMMARY

Skin (right deltoid area): BCC.

Dr N Buxton/ck
QHPS Rockhampton
Reported: 2 March 2004

T-01000 M-80903

ANATOMICAL PATHOLOGY

Dr N Buxton
Director of Pathology
Tel. 07-49207301

Dr H Krause
Staff Pathologist
Tel. 07-49207303

Please discard any previous
ANATOMICAL PATHOLOGY
report of the same page number
printed before : 12:03 02 Mar 2004

Page 1 of 1
Report 1

BUNDABERG HOSPITAL - PATHOLOGY REPORT

NAME	U.R. NUMBER	SEX		
SMITH	0061177	M	<i>Nana</i>	AN02 Page 1 Anatomical Path
	D.O.B.	AGE		REPORT PRINTED
Geoff	10Sep 1951	45Y	B BERG HOSP	17Jan 1997 0334h

SURGICAL PATHOLOGY 15Jan 1997

97S000614

Date received 15Jan 1997

HISTORY

Abdo pain. Reflux moderate.

MACROSCOPIC

1. R. oesophagus: A piece of pale coloured tissue that meas. 3mm.
Bl.i.t. (A).
 2. Pyloric biopsy: A piece of pale coloured tissue that meas. 3mm.
Bl.i.t. (B).
- MB:GP

MICROSCOPIC

1. R OESOPHAGUS: The biopsy is from the oesophago-gastric junction. The oesophageal epithelium shows low-grade inflammatory changes consistent with reflux oesophagitis, and the gastric mucosa is also mildly inflamed. There is no evidence of malignancy.
2. PYLORIC BIOPSY: The antral biopsy shows ectasia and congestion of sub-luminal vessels, together with evidence of acute interstitial haemorrhage and epithelial disruption. There is no evidence of dysplasia or malignancy, and no Helicobacter-like organisms are visible.

DIAGNOSIS

- (1) Mild reflux oesophagitis.
- (2) Non-specific, superficial antral gastritis.

Reported: 16.1.97

Reported by

.....
Clin. Prof. J.W.Searle

SNOMED CODING
T62000 M41000

15-Apr-2003 02:33:16

Smith,

BBH DEPT EMERGENCY MEDICINE

Routine

Rate 60
PR 176
QRSD 91
QT 379
QTc 379

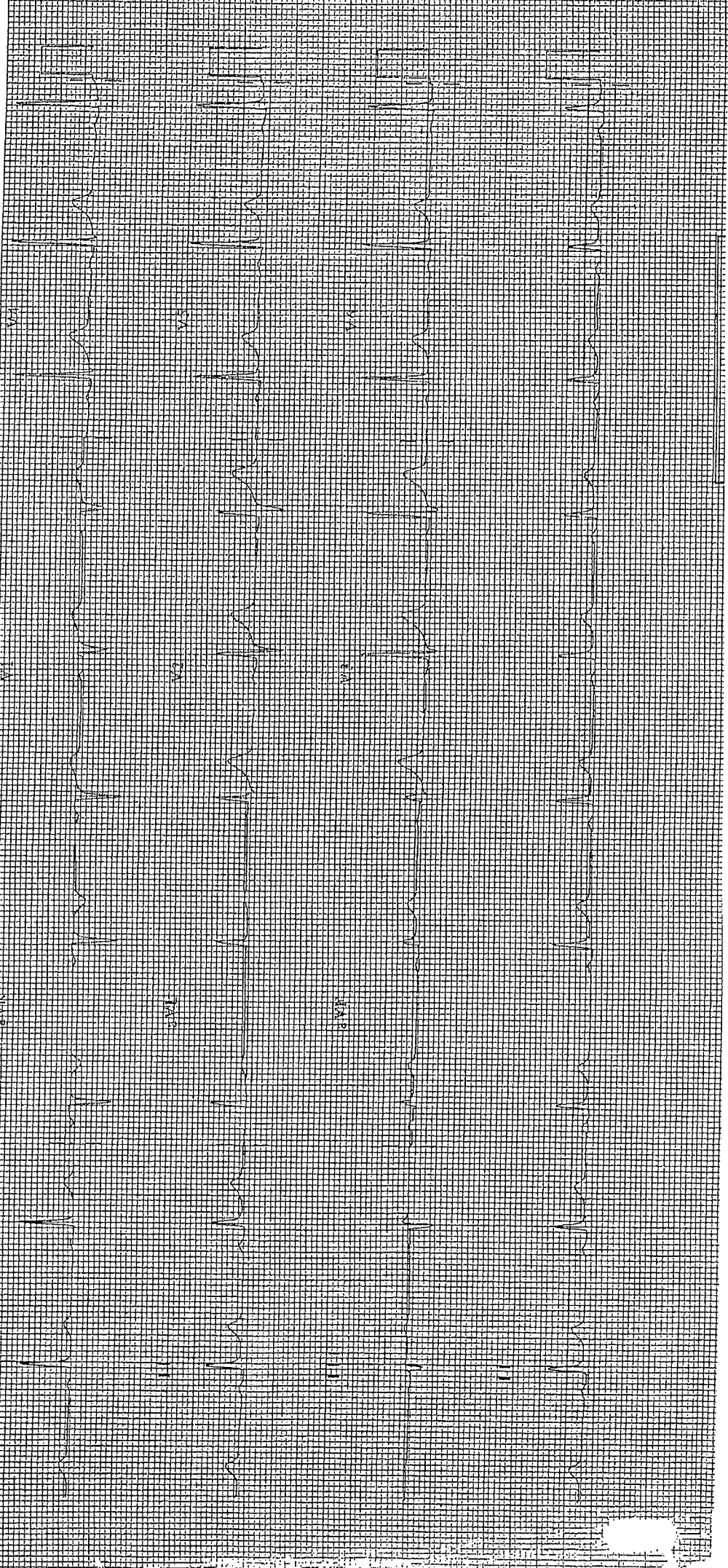
Normal sinus rhythm, rate 60.....Normal P axis, PR, rate & rhythm
Early transition.....QRS positive in V2

--Axis--

P 37
QRS 20
T 40

- OTHERWISE NORMAL ECG -

Unconfirmed diagnosis.



(F)

REQUEST FOR RELEASE OF INFORMATION

Patient Name Geoff Smith

UR Number 061177 D.O.B. 10/9/51

Request from pt. send to Dr Kerswill

Organisation Burruum St M/C

Address _____

Telephone _____

Facsimile _____

Specific Information required: Dr Patel Rx

Urgency? _____

Transmission method: ☒ Fax ☐ Mail ☐ Collection
Please circle appropriate method above

Request accepted by: Gail C

Date: 29/4/05 Time: _____

Request completed by: _____

Date: / / Time: _____

PROCESSED
2-5-05
15

QH 24'

MEDICAL CERTIFICATE

G 564123

HOSPITAL

I HEREBY CERTIFY THAT M. R. Geoff Smith
 hereinafter called the patient was admitted to the Bundaberg Hospital
 as an ~~IN~~ OUT Patient on (Date) 10/03/04 suffering from skin cancer excised

the patient ~~WAS TOTALLY~~ IS PARTIALLY incapacitated for work, and ~~IS STILL A PATIENT~~ WAS DISCHARGED on 11/03/04
 the patient ~~IS~~ IS NOT to attend the Out-Patient Dept. and, I anticipate, will be unfit for duty up to 11/03/04
 and including 11/03/04

This certificate is issued for the information of Employer

* Strike out whichever is not applicable
 126639—W 56—GOPRINT ©

[Signature]
 MEDICAL OFFICER

Date 10.03.04

QH 24'

MEDICAL CERTIFICATE

G 564122

HOSPITAL

I HEREBY CERTIFY THAT M. R. Geoff Smith
 hereinafter called the patient was admitted to the Bundaberg Hospital
 as an ~~IN~~ OUT Patient on (Date) 3/03/04 suffering from Excision of
skin lesion of right shoulder

the patient ~~WAS TOTALLY~~ IS PARTIALLY incapacitated for work, and ~~IS STILL A PATIENT~~ WAS DISCHARGED on some
 the patient ~~IS~~ IS NOT to attend the Out-Patient Dept. and, I anticipate, will be unfit for duty up to some
dates but may tolerate light duties
 and including some

This certificate is issued for the information of Employer

* Strike out whichever is not applicable
 126639—W 56—GOPRINT ©

[Signature]
 MEDICAL OFFICER

Date 03/03/04

Department of Medical Services
Bundaberg Health Service District
Bundaberg Base Hospital
PO Box 34
BUNDABERG QLD 4670

Telephone No: 41 521222
Fax No: 41 502219

FILE COPY

JB/sh

Surgical Clinic

10 March 2004

Dr Gary Kerswill
Burrum Medical Centre
PO Box 1676
BUNDABERG QLD 4670

Dear Dr Kerswill

RE: GEOFF SMITH
DOB: 10.09.51

UR: 061177

Geoff was seen today in the Surgical Outpatients Clinic. He had a right shoulder lesion excised on 26 February 2004 with a local flap rotation. The histopathology has shown this to be superficial BCC with complete excision.

His wounds have healed reasonably well, although there is a bit erythematous response around the sutures sites and at the end of the flap, there is a small amount of discharge.

I think this should all heal with time and nothing further would need doing. At this stage, we have just organised further dressings and advised him to return should there be any problems.

Kind regards

Dr James Boyd
PHO- Surgery

BUNDABERG HOSPITAL SEX UR NO
SMITH M 061177
GEOFF

QH 24

MEDICAL CERTIFICATE G 960140

Wahing Ba HOSPITAL

I HEREBY CERTIFY THAT M

Geoff Smith

hereinafter called the patient was admitted to the

Wahing Ba

Hospital

as an IN Patient on (Date) *27.2.04*

suffering from

chest pain

the patient ~~WAS TOTALLY~~ incapacitated for work, and

~~IS STILL A PATIENT~~

on *27.2.04*

the patient ~~IS~~

~~IS NOT~~ to attend the Out-Patient Dept. and I anticipate will be unfit for duty up to

1 week

and including

5.3.04

This certificate is issued for the information of

K. P. P.


* Strike out whichever is not applicable
126639—W 66—GOPRINT ©

S. A. M.
MEDICAL OFFICER

Date *27.2.04*

"Office Copy Only"

061111 Appt 13/11/04 3



BURRUM ST. MEDICAL PRACTICE

Dr. Gary Kerswill
Provider No. 0317925W

RECEIVED
22 DEC 2003

BY:

16 December, 2003.



Appointments
Surgical Outpatients
Specialist Outpatients Clinic
PO Box 34
BUNDABERG 4670

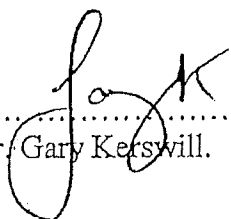
Dear Doctor,

re: Geoffrey SMITH, D.O.B. 10.09.51

Could you kindly see Geoffrey in relation to the basal cell skin cancer on his right deltoid area. I recently biopsied this and a copy of the report is enclosed dated the 9 December, 2003.

I feel the lesion is probably too large for primary elliptical excision and think some further surgical technique such as skin grafting will be required to remove it. Could you kindly see Geoffrey and treat further.

Yours sincerely,


.....
Dr. Gary Kerswill.

Patient **SMITH Geoffrey L**

Address

Ref by **Dr Gary H Kerswill**

DOB **10/09/1951**

Age **52 Yrs** Sex **M**

Lab **342827017**

Requested **05/12/2003**

Collected **05/12/2003**

Printed **09/12/2003 06:17 hi**

Histopathology Report: - Ref No: R67255-256

Clinical Notes: Lesion - left forearm and biopsy - right shoulder. AP

Macroscopic:

(1) Left forearm: The specimen consists of a skin ellipse and subjacent tissues measuring 21x11x3mm. Examination of the skin surface reveals a pale indurated area measuring 7x6mm.

(2) Right shoulder: The specimen consists of a cylindrical portion of skin measuring 3mm in diameter and 2mm in length. Biopsy

Microscopic:

Both lesions are multifocal superficial basal cell carcinoma. The excision appears complete in specimen 1.

Summary:

BASAL CELL CARCINOMAS (X 2).
THE ONE EXCISION IS COMPLETE.

Reported by Dr David Weedon (Direct line (07) 3377 8776)

☐ STAT
☐ NORMAL
☐ CONTINUE APPOINTMENT
☒ SPEAK DR.
☐ NOTES
☐ GIVE RESULTS
☐ DISPLAY IMAGES
☐ APPOINTMENTS

Report
Tests

Histopathology Collected 05/12/2003

Completed: Histopathology. To follow: none

Your ref **SMITGEOFBA859**

Page 1

T/C

SPECIFIC OBSERVATION SHEET